

Art & Design CURRICULUM MAP (KS2)




YEAR 6

Y6 – 3D Form
Develop skills in using clay inc. slabs, coils, slips, etc. Make a mould and use plaster safely. Create sculpture and constructions with increasing independence

Y6 – Textiles/Collage
Awareness of the potential of the uses of material. Use different techniques, colours and textures etc when designing and making pieces of work. To be expressive and analytical to adapt, extend and justify their work.

Y6 – Printing
Describe varied techniques. Be familiar with layering prints. Be confident with printing on paper and fabric. Alter and modify work. Work relatively independently


Artist - Stephen Wiltshire



YEAR 6

'Cityscape Skylines'

'A Celebration'



Artist - Henri Rousseau

Work on their own, and collaboratively with others, on projects in 2 and 3 dimensions and on different scales. Use ICT. Investigate different kinds of art, craft and design.

Y6 – Painting
Create shades and tints using black and white. Choose appropriate paint, paper and implements to adapt and extend their work. Carry out preliminary studies, test media and materials and mix appropriate colours. Work from a variety of sources, inc. those researched independently. Show an awareness of how paintings are created (composition).

Y6 – Drawing
Demonstrate a wide variety of ways to make different marks with dry and wet media. Identify artists who have worked in a similar way to their own work. Develop ideas using different or mixed media, using a sketchbook. Manipulate and experiment with the elements of art: line, tone, pattern, texture, form, space, colour and shape.

Arts Mark Award

YEAR 5

Y5 – Textiles/Collage
Join fabrics in different ways, including stitching. Use different grades and uses of threads and needles. Extend their work within a specified technique. Use a range of media to create collage. Experiment with using batik safely.

Y5 – Printing
Explain a few techniques, inc' the use of poly-blocks, relief, mono and resist printing. Choose the printing method appropriate to task. Build up layers and colours/textures. Organise their work in terms of pattern, repetition, symmetry or random printing styles. Choose inks and overlay colours.

Y5 – Painting
Demonstrate a secure knowledge about primary and secondary, warm and cold, complementary and contrasting colours. Work on preliminary studies to test media and materials. Create imaginative work from a variety of sources.

Y5 – 3d Form
Describe the different qualities involved in modelling, sculpture and construction. Use recycled, natural and man-made materials to create sculpture. Plan a sculpture through drawing and other preparatory work.

Work on their own, and collaboratively with others, on projects in 2 and 3 dimensions and on different scales. Use ICT. Investigate different kinds of art, craft and design.

'Rain Forests'

'Mythical Creatures'

- DISCIPLINARY KNOWLEDGE
- SUBSTANTIVE KNOWLEDGE
- SUNSTANTIVE KNOWLEDGE
- DISCIPLINARY KNOWLEDGE

Year 5



Artist - David Hockney

Y5 – Drawing
Use a variety of source material for their work. Work in a sustained and independent way from observation, experience and imagination. Use a sketchbook to develop ideas. Explore the potential properties of the visual elements, line, tone, pattern, texture, colour and shape.

Y4 – Painting
Make and match colours with increasing accuracy. Use more specific colour language e.g. tint, tone, shade, hue. Choose paints and implements appropriately. Plan and create different effects and textures with paint according to what they need for the task. Show increasing independence and creativity with the painting process.

Y4 – Textiles/Collage
Match the tool to the material. Combine skills more readily. Choose collage or textiles as a means of extending work already achieved. Refine and alter ideas and explain choices using an art vocabulary. Collect visual information from a variety of sources, describing with vocabulary based on the visual and tactile elements. Experiments with paste resist.

Upper KS2

Year 4

'Be Yourself'

'Landscapes'

- DISCIPLINARY KNOWLEDGE
- SUBSTANTIVE KNOWLEDGE
- SUNSTANTIVE KNOWLEDGE
- DISCIPLINARY KNOWLEDGE


Y4 – Drawing
Make informed choices in drawing inc. paper and media. Alter and refine drawings and describe changes using art vocabulary. Collect images and information independently in a sketchbook. Use research to inspire drawings from memory and imagination. Explore relationships between line and tone, pattern and shape, line and texture.

Y4 – Printing
Research, create and refine a print using a variety of techniques. Select broadly the kinds of material to print with in order to get the effect they want. Resist printing including marbling, silkscreen and cold water paste.

Y4 – 3d Form
Make informed choices about the 3D technique chosen. Show an understanding of shape, space and form. Plan, design, make and adapt models. Talk about their work understanding that it has been sculpted, modelled or constructed. Use a variety of materials.

Work on their own, and collaboratively with others, on 2d and 3d projects and on different scales. Use i.c.t Investigate arts, craft and design in the locality and in a variety of genres, styles and traditions

Lower KS2



Artist - Paul Cezanne

Work on their own, and collaboratively with others, on 2d and 3d projects and on different scales. Use i.c.t Investigate arts, craft and design in the locality and in a variety of genres, styles and traditions

Y3 – Printing
Print using a variety of materials, objects and techniques including layering. Talk about the processes used to produce a simple print to explore pattern and shape, creating designs for printing.

Y3- Drawing
Experiment with different grades of pencil and other implements. Plan, refine and alter their drawings as necessary. Use their sketchbook to collect and record visual information from different sources. Draw for a sustained period of time at their own level. Use different media to achieve variations in line, texture, tone, colour, shape and pattern.

Year 3

Year 3

'Still Life'

'Animal Kingdom'

- DISCIPLINARY KNOWLEDGE
- SUBSTANTIVE KNOWLEDGE
- SUNSTANTIVE KNOWLEDGE
- DISCIPLINARY KNOWLEDGE

Y3 - Painting
Mix a variety of colours and know which primary colours make secondary colours. Use a developed colour vocabulary. Experiment with different effects and textures inc. blocking in colour, washes, thickened paint etc. Work confidently on a range of scales e.g. thin brush on small picture etc.

Y3 - Textiles/Collage
Use a variety of techniques, inc. printing, dyeing, quilting, weaving, embroidery, paper and plastic trappings and appliqué. Name the tools and materials they have used. Develop skills in stitching. Cutting and joining. Experiment with a range of media e.g. overlapping, layering etc.

Y3 -3d form
Join clay adequately and work reasonably independently. Construct a simple clay base for extending and modelling other shapes. Cut and join wood safely and effectively. Make a simple papier mache object. Plan, design and make models.

Lower KS2

