

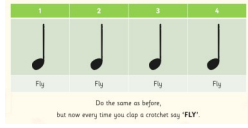






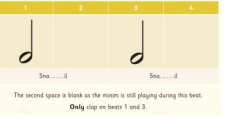




Music Focus:	Notation—Composing our own music	Year 6	Term: 1B
---------------------	----------------------------------	---------------	-----------------

Key Vocabulary	
Rhythm	Changes over the top of the beat
Beat	Stays the same and repeats itself keeping time
Note	Symbol that represents a musical sound
Syllable	One vowel sound
Musical Notation	Music is written on lines and people can read this music to read it
Rhythmic Instruments	Can only play one note (untuned) and have no definite pitch e.g. bass drums and cymbals
Pitched Instruments	Can play different notes e.g. brass and string instruments.

Key Vocabulary— Notation	
Crotchet 	Worth 1 beat  He is worth one beat Clap four crotchets Clap, clap, clap, clap 
Quaver 	1/2 beat She has a little tail so we can tell the difference between a quaver and a crotchet. She is worth half a beat.
Quavers 	Together worth 1 beat Their tails are joined together like they are holding hands to stick together. They are worth one beat together ... 
Rest 	Worth 1 beat No sound is made for this It's proper name is a 'crotchet rest'. 
Minim 	Worth 2 beats He is worth two beats (that's worth two crotchets or four quavers!) When we play a minim we can say the word 'snail' and make it last two beats... "snaaaaail!" 
Semibreve 	Worth 4 beats He is worth four beats. (that's worth two minims, four crotchets or eight quavers!) When we play a semibreve we can say the word 'sloth' and make it last four beats... "sloooooth" (it even sounds a bit like the word 'slow'. 

Key Terms

Music Stave and Notes

1 semibreve is equal in length to...

2 minims

4 crotchets

8 quavers

16 semiquavers